

My Day 5 progress

Pre-K Math - Week 39: Put Together



Color one star after each practice page.



1



2



3



4



5



6



7



8



9



10

Pre-K

Math

Week 39 - Day 5

Put Together

Model adding to and taking from within 5.

Great work today!

Keep going one small step at a time.



This book belongs to:

One day - 10 short practice pages




FreeTutorWorkbooks.com

1 Trace the number.



2 Count. Write how many.



3 Circle the group with more.




4 Finish the pattern.



1 Trace the number.



2 Count. Write how many.



3 Circle the group with more.




4 Finish the pattern.



1 Trace the number.



2 Count. Write how many.



3 Circle the group with more.




4 Finish the pattern.



1 Trace the number.



2 Count. Write how many.



3 Circle the group with more.




4 Finish the pattern.



1 Trace the number.



2 Count. Write how many.



3 Circle the group with more.




4 Finish the pattern.



1 Trace the number.



2 Count. Write how many.



3 Circle the group with more.




4 Finish the pattern.



1 Trace the number.



2 Count. Write how many.



3 Circle the group with more.




4 Finish the pattern.



1 Trace the number.



2 Count. Write how many.



3 Circle the group with more.



4 Finish the pattern.



1 Trace the number.



2 Count. Write how many.



3 Circle the group with more.




4 Finish the pattern.



1 Trace the number.



2 Count. Write how many.



3 Circle the group with more.



4 Finish the pattern.

