

My Day 3 progress

Pre-K Math - Week 36: Write 6-10

Color one star after each practice page.



1



2



3



4



5



6



7



8



9



10

Great work today!

Keep going one small step at a time.



Pre-K

Math

Week 36 - Day 3

Write 6-10

Connect quantities with written numerals 6-10.

This book belongs to:

One day - 10 short practice pages



FreeTutorWorkbooks.com

1 Trace the number.



2 Count. Write how many.



3 Circle the group with more.



4 Finish the pattern.



1 Trace the number.



2 Count. Write how many.



3 Circle the group with more.



4 Finish the pattern.



1 Trace the number.



2 Count. Write how many.



3 Circle the group with more.




4 Finish the pattern.



1 Trace the number.



2 Count. Write how many.



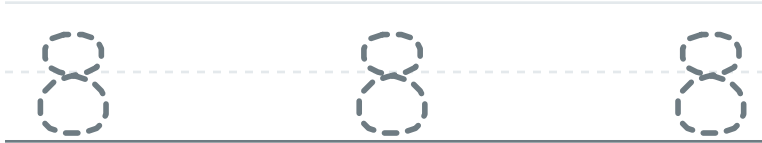
3 Circle the group with more.




4 Finish the pattern.



1 Trace the number.



2 Count. Write how many.



3 Circle the group with more.



4 Finish the pattern.



1 Trace the number.



2 Count. Write how many.



3 Circle the group with more.



4 Finish the pattern.



1 Trace the number.



2 Count. Write how many.



3 Circle the group with more.




4 Finish the pattern.



1 Trace the number.



2 Count. Write how many.



3 Circle the group with more.




4 Finish the pattern.



1 Trace the number.



2 Count. Write how many.



3 Circle the group with more.



4 Finish the pattern.




1 Trace the number.



2 Count. Write how many.



3 Circle the group with more.



4 Finish the pattern.

