

My Day 2 progress

Pre-K Math - Week 12: Patterns

Color one star after each practice page.



1



2



3



4



5



6



7



8



9



10

Great work today!

Keep going one small step at a time.



Pre-K Math

Week 12 - Day 2

Patterns

Copy and extend simple repeating patterns.

This book belongs to:

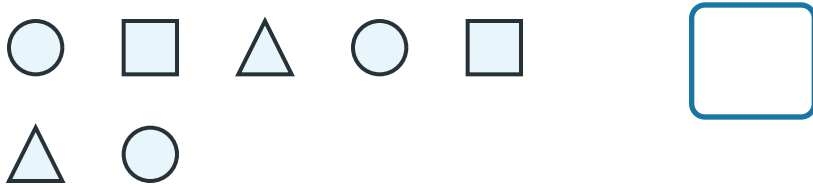
One day - 10 short practice pages



1 Trace the number.



2 Count the pattern pieces.



3 Circle the group with more.



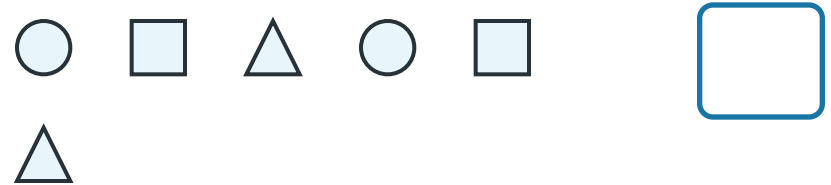
4 Finish the shape pattern.



1 Trace the number.



2 Count the pattern pieces.



3 Circle the group with more.



4 Finish the shape pattern.



1 Trace the number.



2 Count the pattern pieces.



3 Circle the group with more.



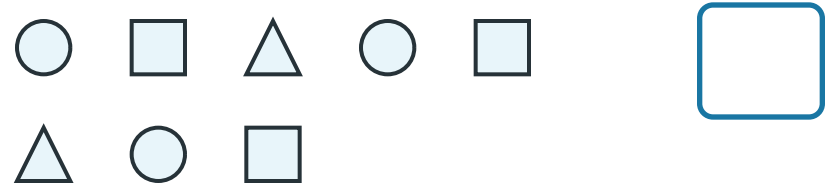
4 Finish the shape pattern.



1 Trace the number.



2 Count the pattern pieces.



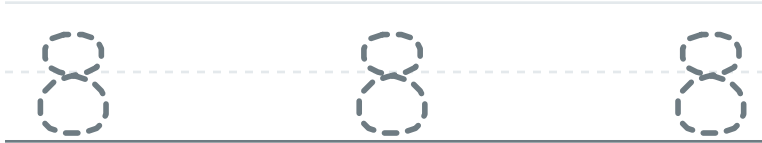
3 Circle the group with more.



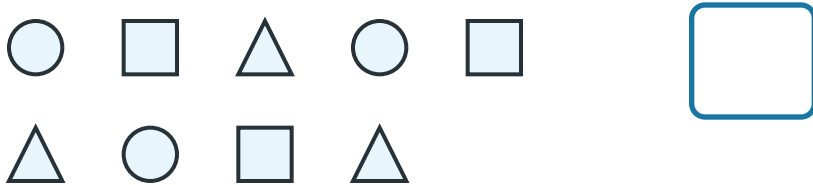
4 Finish the shape pattern.



1 Trace the number.



2 Count the pattern pieces.



3 Circle the group with more.



4 Finish the shape pattern.



1 Trace the number.



2 Count the pattern pieces.



3 Circle the group with more.



4 Finish the shape pattern.



1 Trace the number.



2 Count the pattern pieces.



3 Circle the group with more.



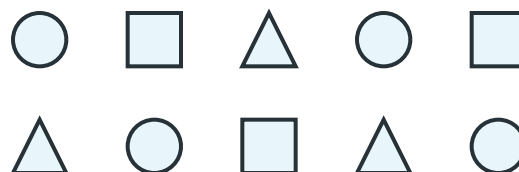
4 Finish the shape pattern.



1 Trace the number.



2 Count the pattern pieces.




3 Circle the group with more.



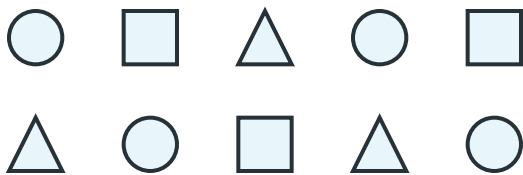
4 Finish the shape pattern.



1 Trace the number.



2 Count the pattern pieces.



3 Circle the group with more.



4 Finish the shape pattern.



1 Trace the number.



2 Count the pattern pieces.



3 Circle the group with more.



4 Finish the shape pattern.

