

# My Day 5 progress

Pre-K Math - Week 8: Shapes Around Us

Color one star after each practice page.



1



2



3



4



5



6



7



8



9



10

**Great work today!**

Keep going one small step at a time.



## Pre-K

## Math

### Week 8 - Day 5

### Shapes Around Us

Recognize circles, squares, triangles, and rectangles.

This book belongs to:

One day - 10 short practice pages




FreeTutorWorkbooks.com

1 Trace the number.



2 Count the shapes. Write how many.



3 Circle the group with more shapes.



4 Finish the shape pattern.



1 Trace the number.



2 Count the shapes. Write how many.



3 Circle the group with more shapes.



4 Finish the shape pattern.



1 Trace the number.



2 Count the shapes. Write how many.



3 Circle the group with more shapes.



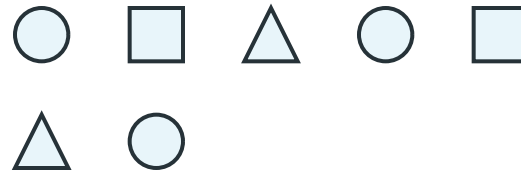
4 Finish the shape pattern.



1 Trace the number.



2 Count the shapes. Write how many.



3 Circle the group with more shapes.



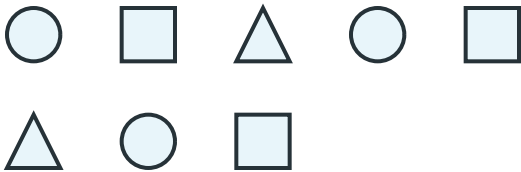
4 Finish the shape pattern.



1 Trace the number.



2 Count the shapes. Write how many.



3 Circle the group with more shapes.



4 Finish the shape pattern.



1 Trace the number.



2 Count the shapes. Write how many.



3 Circle the group with more shapes.



4 Finish the shape pattern.



1 Trace the number.



2 Count the shapes. Write how many.



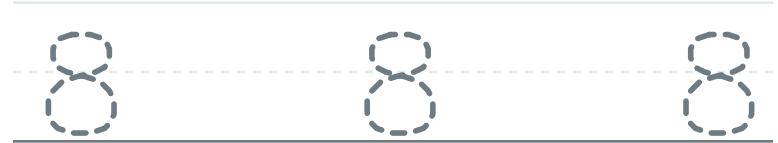
3 Circle the group with more shapes.



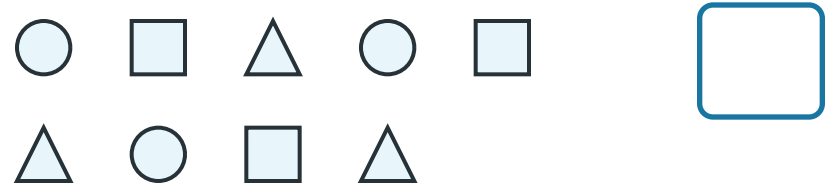
4 Finish the shape pattern.



1 Trace the number.



2 Count the shapes. Write how many.



3 Circle the group with more shapes.



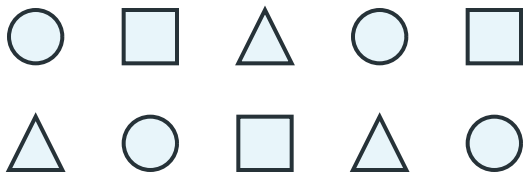
4 Finish the shape pattern.



1 Trace the number.



2 Count the shapes. Write how many.



3 Circle the group with more shapes.



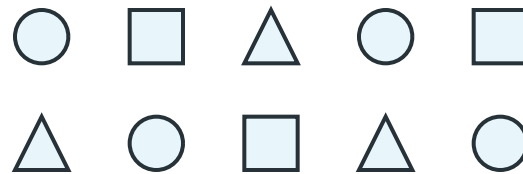
4 Finish the shape pattern.



1 Trace the number.



2 Count the shapes. Write how many.



3 Circle the group with more shapes.



4 Finish the shape pattern.

