

My Day 1 progress

Pre-K Math - Week 2: Sort and Match

Color one star after each practice page.



Great work today!

Keep going one small step at a time.



Pre-K Math

Week 2 - Day 1

Sort and Match

Match, sort, and describe familiar objects.

This book belongs to:

One day - 10 short practice pages




1 Trace the number.



2 Count the apples. Write how many.



3 Circle the blue group.



4 Finish the shape pattern.



1 Trace the number.



2 Count the apples. Write how many.



3 Circle the blue group.



4 Finish the shape pattern.



1 Trace the number.



2 Count the apples. Write how many.



3 Circle the blue group.




4 Finish the shape pattern.



1 Trace the number.



2 Count the apples. Write how many.



3 Circle the blue group.




4 Finish the shape pattern.



1 Trace the number.



2 Count the apples. Write how many.



3 Circle the blue group.



4 Finish the shape pattern.



1 Trace the number.



2 Count the apples. Write how many.



3 Circle the blue group.



4 Finish the shape pattern.



1 Trace the number.



2 Count the apples. Write how many.



3 Circle the blue group.




4 Finish the shape pattern.



1 Trace the number.



2 Count the apples. Write how many.



3 Circle the blue group.




4 Finish the shape pattern.



1 Trace the number.



2 Count the apples. Write how many.



3 Circle the blue group.




4 Finish the shape pattern.



1 Trace the number.



2 Count the apples. Write how many.



3 Circle the blue group.



4 Finish the shape pattern.

