

My Day 2 progress

Pre-K Math - Week 1: Sort and Match

Color one star after each practice page.



1



2



3



4



5



6



7



8



9



10

Great work today!

Keep going one small step at a time.



Pre-K

Math

Week 1 - Day 2

Sort and Match

Match, sort, and describe familiar objects.

This book belongs to:

One day - 10 short practice pages



FreeTutorWorkbooks.com

1 Trace the number.



2 Count the apples. Write how many.



3 Circle the blue group.



4 Finish the shape pattern.




1 Trace the number.



2 Count the apples. Write how many.



3 Circle the blue group.



4 Finish the shape pattern.




1 Trace the number.



2 Count the apples. Write how many.



3 Circle the blue group.




4 Finish the shape pattern.



1 Trace the number.



2 Count the apples. Write how many.



3 Circle the blue group.




4 Finish the shape pattern.



1 Trace the number.



2 Count the apples. Write how many.



3 Circle the blue group.



4 Finish the shape pattern.



1 Trace the number.



2 Count the apples. Write how many.



3 Circle the blue group.



4 Finish the shape pattern.



1 Trace the number.



2 Count the apples. Write how many.



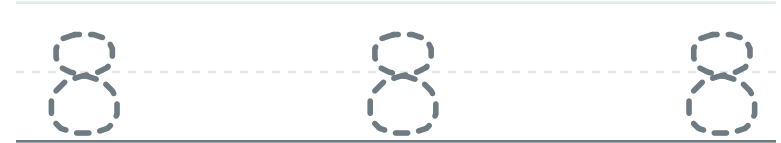
3 Circle the blue group.




4 Finish the shape pattern.



1 Trace the number.



2 Count the apples. Write how many.



3 Circle the blue group.




4 Finish the shape pattern.



1 Trace the number.



2 Count the apples. Write how many.



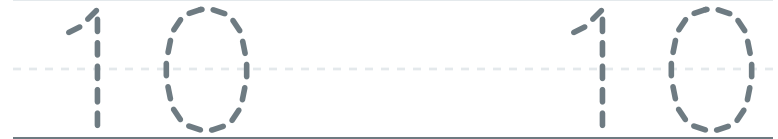
3 Circle the blue group.




4 Finish the shape pattern.



1 Trace the number.



2 Count the apples. Write how many.



3 Circle the blue group.



4 Finish the shape pattern.

