

My Day 2 progress

Pre-K Math - Week 48: Build and Sort Shapes

Color one star after each practice page.



1



2



3



4



5



6



7



8



9



10

Great work today!

Keep going one small step at a time.



Pre-K Math

Week 48 - Day 2

Build and Sort Shapes

Compose shapes and classify by attributes.

This book belongs to:

One day - 10 short practice pages



FreeTutorWorkbooks.com

1 Trace the number.



2 Count the shapes. Write how many.



3 Circle the group with more shapes.



4 Finish the shape pattern.



1 Trace the number.



2 Count the shapes. Write how many.



3 Circle the group with more shapes.



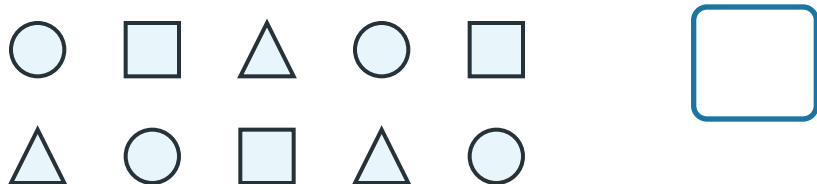
4 Finish the shape pattern.



1 Trace the number.



2 Count the shapes. Write how many.



3 Circle the group with more shapes.



4 Finish the shape pattern.



1 Trace the number.



2 Count the shapes. Write how many.



3 Circle the group with more shapes.



4 Finish the shape pattern.



1 Trace the number.



2 Count the shapes. Write how many.



3 Circle the group with more shapes.



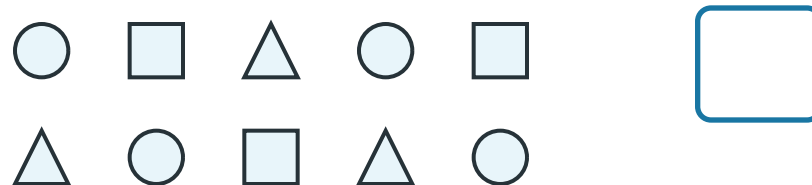
4 Finish the shape pattern.



1 Trace the number.



2 Count the shapes. Write how many.



3 Circle the group with more shapes.



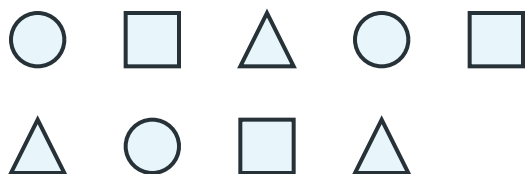
4 Finish the shape pattern.



1 Trace the number.



2 Count the shapes. Write how many.



3 Circle the group with more shapes.



4 Finish the shape pattern.



1 Trace the number.



2 Count the shapes. Write how many.



3 Circle the group with more shapes.



4 Finish the shape pattern.



1 Trace the number.



2 Count the shapes. Write how many.



3 Circle the group with more shapes.



4 Finish the shape pattern.



1 Trace the number.



2 Count the shapes. Write how many.



3 Circle the group with more shapes.



4 Finish the shape pattern.

