

# My Day 4 progress

Pre-K Math - Week 46: Build and Sort Shapes

Color one star after each practice page.



1



2



3



4



5



6



7



8



9



10

**Great work today!**

Keep going one small step at a time.



## Pre-K

## Math

### Week 46 - Day 4

### Build and Sort Shapes

Compose shapes and classify by attributes.

This book belongs to:

One day - 10 short practice pages



FreeTutorWorkbooks.com

1 Trace the number.



2 Count the shapes. Write how many.



3 Circle the group with more shapes.



4 Finish the shape pattern.



1 Trace the number.



2 Count the shapes. Write how many.



3 Circle the group with more shapes.



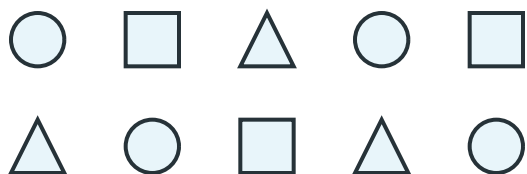
4 Finish the shape pattern.



1 Trace the number.



2 Count the shapes. Write how many.



3 Circle the group with more shapes.



4 Finish the shape pattern.



1 Trace the number.



2 Count the shapes. Write how many.



3 Circle the group with more shapes.



4 Finish the shape pattern.



1 Trace the number.



2 Count the shapes. Write how many.



3 Circle the group with more shapes.



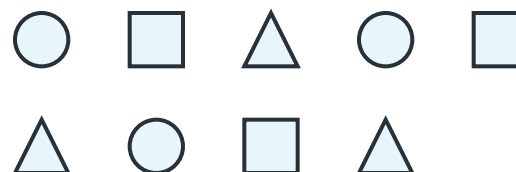
4 Finish the shape pattern.



1 Trace the number.



2 Count the shapes. Write how many.



3 Circle the group with more shapes.



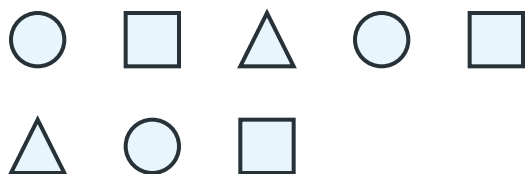
4 Finish the shape pattern.



1 Trace the number.



2 Count the shapes. Write how many.



3 Circle the group with more shapes.



4 Finish the shape pattern.



1 Trace the number.



2 Count the shapes. Write how many.



3 Circle the group with more shapes.



4 Finish the shape pattern.



1 Trace the number.



2 Count the shapes. Write how many.



3 Circle the group with more shapes.



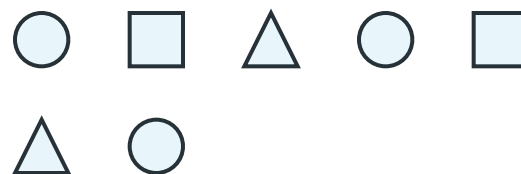
4 Finish the shape pattern.



1 Trace the number.



2 Count the shapes. Write how many.



3 Circle the group with more shapes.



4 Finish the shape pattern.

