

# My Day 4 progress

Pre-K Math - Week 44: Measure and Position

Color one star after each practice page.



1



2



3



4



5



6



7



8



9



10

**Great work today!**

Keep going one small step at a time.



## Pre-K

## Math

### Week 44 - Day 4

#### Measure and Position

Compare length and use position words.


This book belongs to:

One day - 10 short practice pages




FreeTutorWorkbooks.com

1 Trace the number.



2 Count. Then compare the two rows.



3 Circle the longer row.




4 Finish the pattern.



1 Trace the number.



2 Count. Then compare the two rows.



3 Circle the longer row.




4 Finish the pattern.



1 Trace the number.



2 Count. Then compare the two rows.



3 Circle the longer row.



4 Finish the pattern.



1 Trace the number.



2 Count. Then compare the two rows.



3 Circle the longer row.



4 Finish the pattern.



1 Trace the number.



2 Count. Then compare the two rows.



3 Circle the longer row.




4 Finish the pattern.



1 Trace the number.



2 Count. Then compare the two rows.



3 Circle the longer row.




4 Finish the pattern.



1 Trace the number.



2 Count. Then compare the two rows.



3 Circle the longer row.



4 Finish the pattern.



1 Trace the number.



2 Count. Then compare the two rows.



3 Circle the longer row.



4 Finish the pattern.



1 Trace the number.



2 Count. Then compare the two rows.



3 Circle the longer row.



4 Finish the pattern.



1 Trace the number.



2 Count. Then compare the two rows.



3 Circle the longer row.



4 Finish the pattern.

