

# My Day 2 progress

Pre-K Math - Week 39: Put Together

Color one star after each practice page.



1



2



3



4



5



6



7



8



9



10

**Great work today!**

Keep going one small step at a time.



## Pre-K

## Math

### Week 39 - Day 2

### Put Together

Model adding to and taking from within 5.

This book belongs to:

One day - 10 short practice pages



FreeTutorWorkbooks.com

1 Trace the number.



2 Count. Write how many.



3 Circle the group with more.



4 Finish the pattern.



1 Trace the number.



2 Count. Write how many.



3 Circle the group with more.



4 Finish the pattern.



1 Trace the number.



2 Count. Write how many.



3 Circle the group with more.



4 Finish the pattern.



1 Trace the number.



2 Count. Write how many.



3 Circle the group with more.




4 Finish the pattern.



1 Trace the number.



2 Count. Write how many.



3 Circle the group with more.




4 Finish the pattern.




1 Trace the number.



2 Count. Write how many.



3 Circle the group with more.



4 Finish the pattern.



1 Trace the number.



2 Count. Write how many.



3 Circle the group with more.



4 Finish the pattern.



1 Trace the number.



2 Count. Write how many.



3 Circle the group with more.



4 Finish the pattern.



1 Trace the number.



2 Count. Write how many.



3 Circle the group with more.



4 Finish the pattern.



1 Trace the number.



2 Count. Write how many.



3 Circle the group with more.



4 Finish the pattern.

