

# My Day 4 progress

Pre-K Math - Week 12: Patterns

Color one star after each practice page.



**Great work today!**

Keep going one small step at a time.



## Pre-K Math

Week 12 - Day 4

### Patterns

Copy and extend simple repeating patterns.

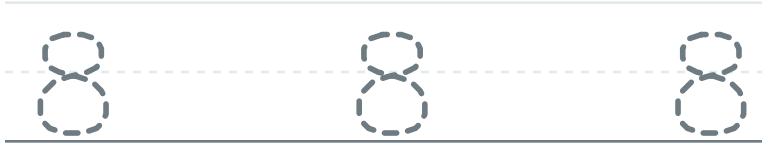
This book belongs to:

One day - 10 short practice pages

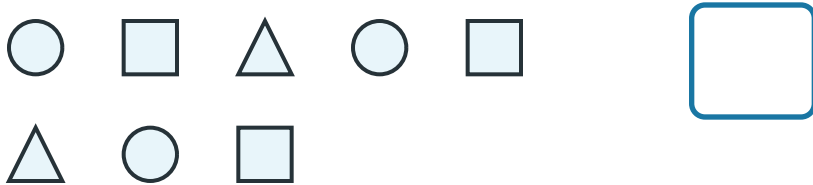


FreeTutorWorkbooks.com

1 Trace the number.



2 Count the pattern pieces.



3 Circle the group with more.



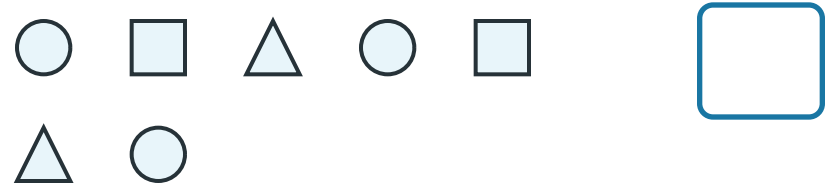
4 Finish the shape pattern.



1 Trace the number.



2 Count the pattern pieces.



3 Circle the group with more.



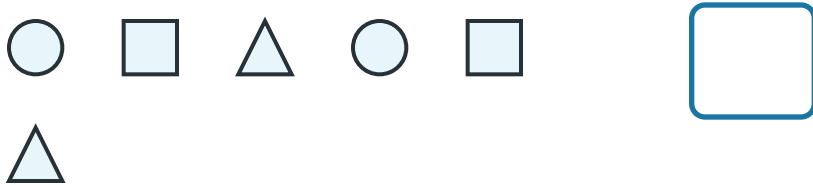
4 Finish the shape pattern.



1 Trace the number.



2 Count the pattern pieces.



3 Circle the group with more.



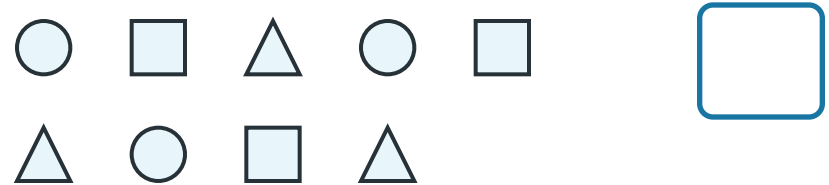
4 Finish the shape pattern.



1 Trace the number.



2 Count the pattern pieces.



3 Circle the group with more.



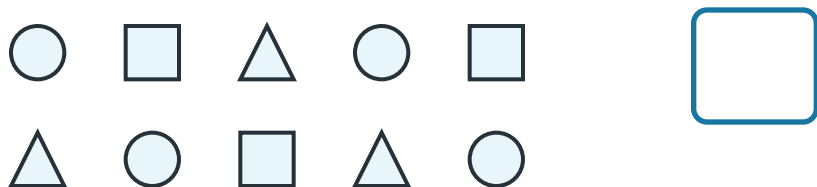
4 Finish the shape pattern.



1 Trace the number.



2 Count the pattern pieces.



3 Circle the group with more.



4 Finish the shape pattern.



1 Trace the number.



2 Count the pattern pieces.



3 Circle the group with more.



4 Finish the shape pattern.



1 Trace the number.



2 Count the pattern pieces.



3 Circle the group with more.



4 Finish the shape pattern.



1 Trace the number.



2 Count the pattern pieces.



3 Circle the group with more.



4 Finish the shape pattern.



1 Trace the number.



2 Count the pattern pieces.



3 Circle the group with more.



4 Finish the shape pattern.



1 Trace the number.



2 Count the pattern pieces.



3 Circle the group with more.



4 Finish the shape pattern.

