

# My Day 3 progress

Pre-K Math - Week 9: Patterns

Color one star after each practice page.



**Great work today!**

Keep going one small step at a time.



## Pre-K Math

Week 9 - Day 3

### Patterns

Copy and extend simple repeating patterns.

This book belongs to:

One day - 10 short practice pages



FreeTutorWorkbooks.com

1 Trace the number.



2 Count the pattern pieces.



3 Circle the group with more.



4 Finish the shape pattern.



1 Trace the number.



2 Count the pattern pieces.



3 Circle the group with more.



4 Finish the shape pattern.



1 Trace the number.



2 Count the pattern pieces.



1 Trace the number.



2 Count the pattern pieces.



3 Circle the group with more.



3 Circle the group with more.



4 Finish the shape pattern.



4 Finish the shape pattern.



1 Trace the number.



2 Count the pattern pieces.



3 Circle the group with more.



4 Finish the shape pattern.



1 Trace the number.



2 Count the pattern pieces.




3 Circle the group with more.



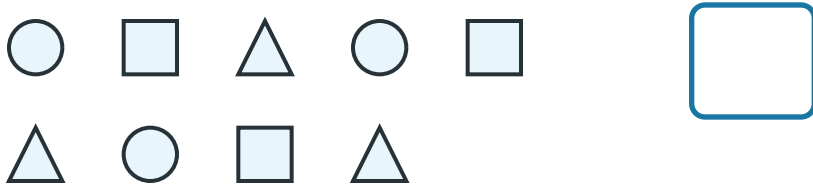
4 Finish the shape pattern.



1 Trace the number.



2 Count the pattern pieces.



3 Circle the group with more.



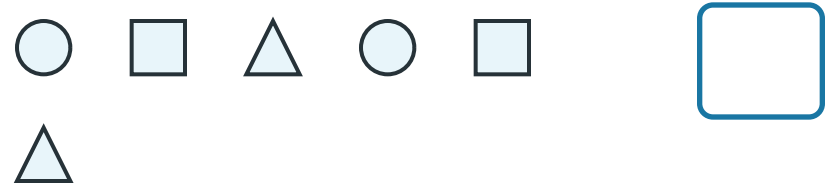
4 Finish the shape pattern.



1 Trace the number.



2 Count the pattern pieces.



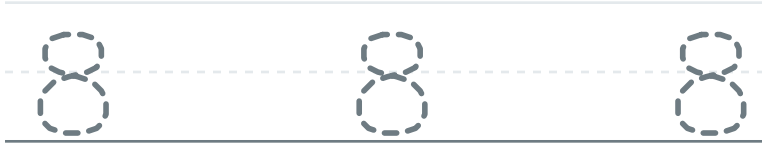
3 Circle the group with more.



4 Finish the shape pattern.



1 Trace the number.



2 Count the pattern pieces.



3 Circle the group with more.



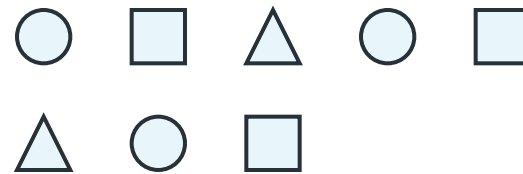
4 Finish the shape pattern.



1 Trace the number.



2 Count the pattern pieces.



3 Circle the group with more.



4 Finish the shape pattern.

