

# My Day 2 progress

Pre-K English - Week 26: Letters M-P



Color one star after each practice page.



1



2



3



4



5



6



7



8



9



10

# Pre-K English

## Week 26 - Day 2

### Letters M-P

Recognize, name, and form M-P.

**Great work today!**

Keep going one small step at a time.



This book belongs to:

One day - 10 short practice pages



FreeTutorWorkbooks.com

1 Trace the letter. Say its name.




2 Trace the word. Say the first sound.



3 Circle the matching letter.



4 Draw something that starts with this sound.



1 Trace the letter. Say its name.




2 Trace the word. Say the first sound.



3 Circle the matching letter.



4 Draw something that starts with this sound.



1 Trace the letter. Say its name.




2 Trace the word. Say the first sound.



3 Circle the matching letter.



4 Draw something that starts with this sound.



1 Trace the letter. Say its name.




2 Trace the word. Say the first sound.



3 Circle the matching letter.



4 Draw something that starts with this sound.



1 Trace the letter. Say its name.




2 Trace the word. Say the first sound.



3 Circle the matching letter.



4 Draw something that starts with this sound.



1 Trace the letter. Say its name.




2 Trace the word. Say the first sound.



3 Circle the matching letter.



4 Draw something that starts with this sound.



1 Trace the letter. Say its name.




2 Trace the word. Say the first sound.



3 Circle the matching letter.



4 Draw something that starts with this sound.



1 Trace the letter. Say its name.




2 Trace the word. Say the first sound.



3 Circle the matching letter.



4 Draw something that starts with this sound.



1 Trace the letter. Say its name.




2 Trace the word. Say the first sound.



3 Circle the matching letter.



4 Draw something that starts with this sound.



1 Trace the letter. Say its name.



2 Trace the word. Say the first sound.



3 Circle the matching letter.



4 Draw something that starts with this sound.

