

My Day 5 progress

Pre-K English - Week 22: Letters I-L



Color one star after each practice page.



Pre-K English

Week 22 - Day 5

Letters I-L

Recognize, name, and form I-L.

Great work today!

Keep going one small step at a time.



This book belongs to:

One day - 10 short practice pages



FreeTutorWorkbooks.com

1 Trace the letter. Say its name.



2 Trace the word. Say the first sound.



3 Circle the matching letter.



4 Draw something that starts with this sound.



1 Trace the letter. Say its name.



2 Trace the word. Say the first sound.



3 Circle the matching letter.



4 Draw something that starts with this sound.



1 Trace the letter. Say its name.



2 Trace the word. Say the first sound.



3 Circle the matching letter.



4 Draw something that starts with this sound.



1 Trace the letter. Say its name.




2 Trace the word. Say the first sound.



3 Circle the matching letter.



4 Draw something that starts with this sound.



1 Trace the letter. Say its name.



2 Trace the word. Say the first sound.



3 Circle the matching letter.



4 Draw something that starts with this sound.



1 Trace the letter. Say its name.



2 Trace the word. Say the first sound.



3 Circle the matching letter.



4 Draw something that starts with this sound.



1 Trace the letter. Say its name.




2 Trace the word. Say the first sound.



3 Circle the matching letter.



4 Draw something that starts with this sound.



1 Trace the letter. Say its name.




2 Trace the word. Say the first sound.



3 Circle the matching letter.



4 Draw something that starts with this sound.



1 Trace the letter. Say its name.




2 Trace the word. Say the first sound.



3 Circle the matching letter.



4 Draw something that starts with this sound.



1 Trace the letter. Say its name.



2 Trace the word. Say the first sound.



3 Circle the matching letter.



4 Draw something that starts with this sound.

