

My Day 5 progress

Pre-K English - Week 4: Pencil Paths



Color one star after each practice page.



Pre-K English

Week 4 - Day 5

Pencil Paths

Build control with straight, curved, and zigzag paths.

Great work today!

Keep going one small step at a time.

This book belongs to:

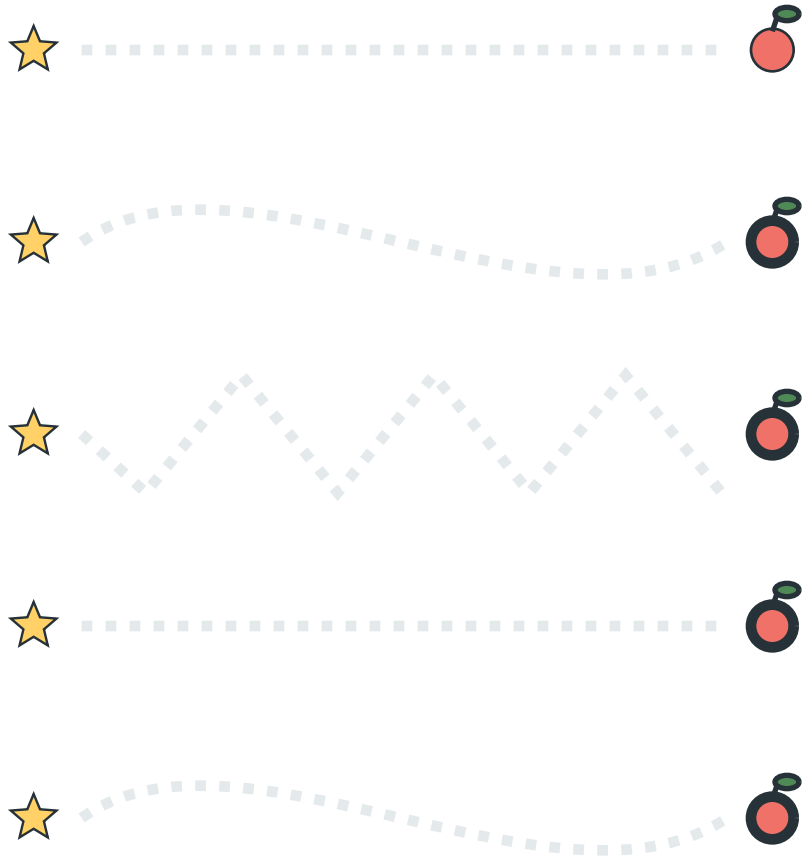
One day - 10 short practice pages



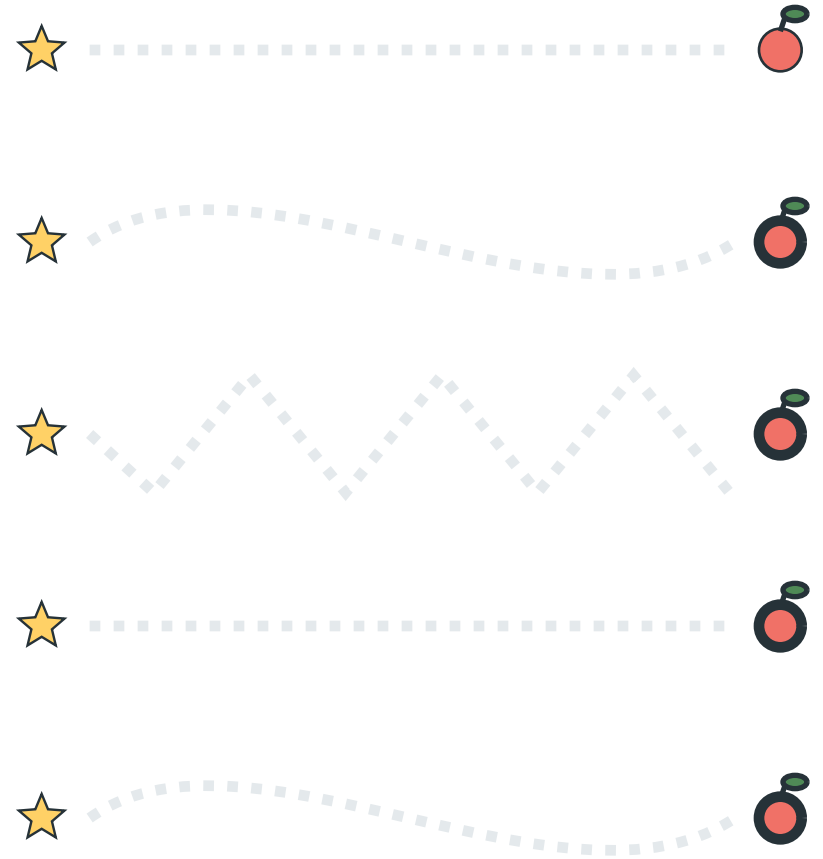
FreeTutorWorkbooks.com



1 Trace each path from the star to the apple.



1 Trace each path from the star to the apple.



1 Trace each path from the star to the apple.

Tracing practice for page 9 of 10. Each row starts with a yellow star on the left and ends with a red apple with a green leaf on the right. The paths are as follows:

- Row 1: A straight horizontal dashed line.
- Row 2: A dashed line that curves upwards in the middle.
- Row 3: A dashed zigzag line with three peaks.
- Row 4: A straight horizontal dashed line.
- Row 5: A dashed line that curves upwards in the middle.

1 Trace each path from the star to the apple.

Tracing practice for page 2 of 10. Each row starts with a yellow star on the left and ends with a red apple with a green leaf on the right. The paths are as follows:

- Row 1: A straight horizontal dashed line.
- Row 2: A dashed line that curves upwards in the middle.
- Row 3: A dashed zigzag line with three peaks.
- Row 4: A straight horizontal dashed line.
- Row 5: A dashed line that curves upwards in the middle.

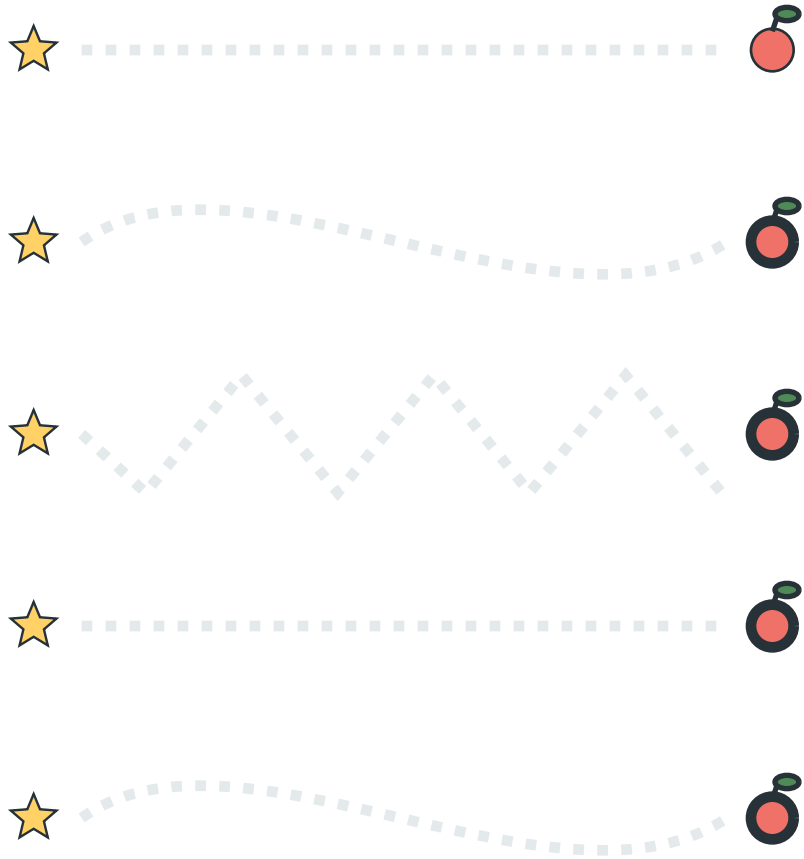
1 Trace each path from the star to the apple.



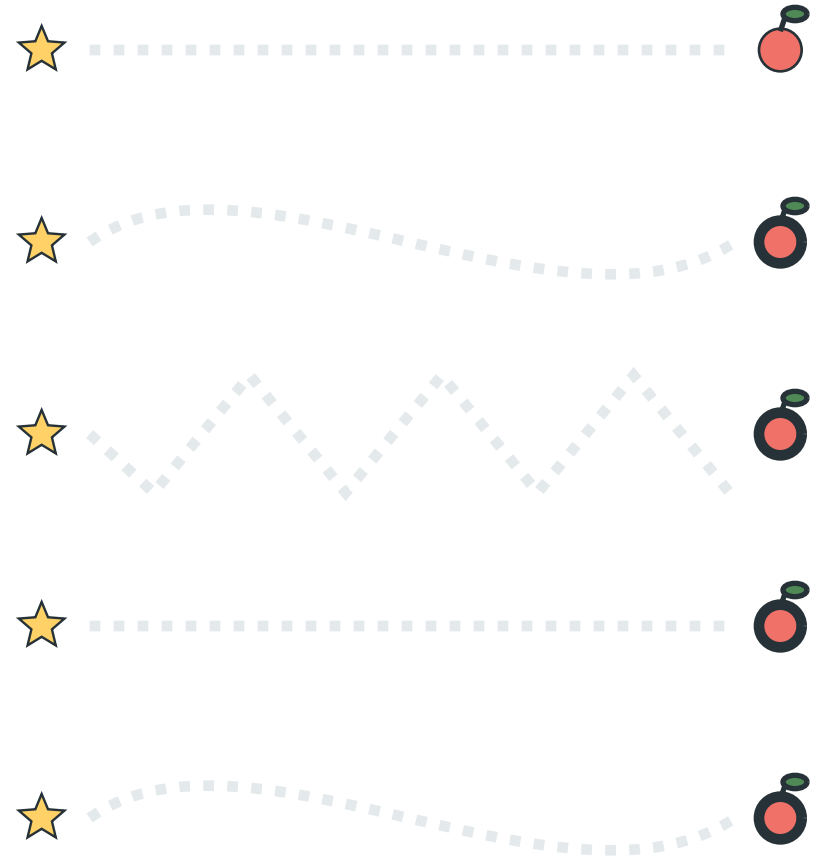
1 Trace each path from the star to the apple.



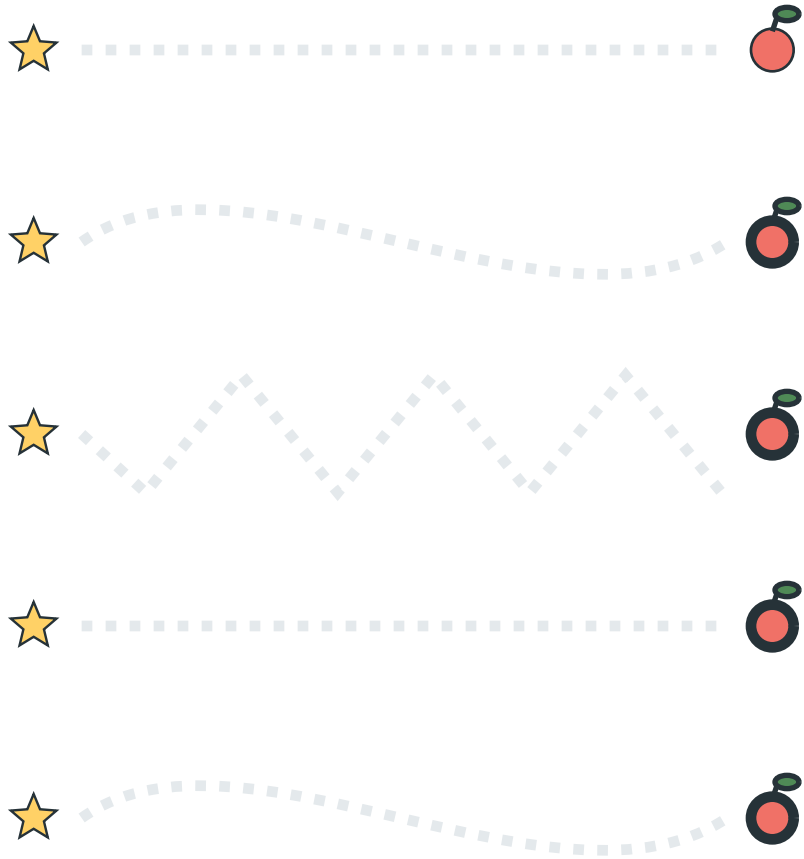
1 Trace each path from the star to the apple.



1 Trace each path from the star to the apple.



1 Trace each path from the star to the apple.



1 Trace each path from the star to the apple.

