

My Day 1 progress

Pre-K English - Week 37: Letters Y-Z and Review

Color one star after each practice page.



1



2



3



4



5



6



7



8



9



10

Great work today!

Keep going one small step at a time.



Pre-K English

Week 37 - Day 1

Letters Y-Z and Review

Review uppercase and lowercase letters.

This book belongs to:

One day - 10 short practice pages



FreeTutorWorkbooks.com

1 Trace the letter. Say its name.




2 Trace the word. Say the first sound.



3 Circle the matching letter.



4 Draw something that starts with this sound.



1 Trace the letter. Say its name.




2 Trace the word. Say the first sound.



3 Circle the matching letter.




4 Draw something that starts with this sound.



1 Trace the letter. Say its name.




2 Trace the word. Say the first sound.



3 Circle the matching letter.



4 Draw something that starts with this sound.



1 Trace the letter. Say its name.




2 Trace the word. Say the first sound.



3 Circle the matching letter.



4 Draw something that starts with this sound.



1 Trace the letter. Say its name.



2 Trace the word. Say the first sound.



3 Circle the matching letter.



4 Draw something that starts with this sound.



1 Trace the letter. Say its name.



2 Trace the word. Say the first sound.



3 Circle the matching letter.




4 Draw something that starts with this sound.



1 Trace the letter. Say its name.




2 Trace the word. Say the first sound.



3 Circle the matching letter.



4 Draw something that starts with this sound.



1 Trace the letter. Say its name.




2 Trace the word. Say the first sound.



3 Circle the matching letter.




4 Draw something that starts with this sound.



1 Trace the letter. Say its name.



2 Trace the word. Say the first sound.



3 Circle the matching letter.



4 Draw something that starts with this sound.



1 Trace the letter. Say its name.



2 Trace the word. Say the first sound.



3 Circle the matching letter.



4 Draw something that starts with this sound.

