

My Day 4 progress

Pre-K English - Week 3: Pencil Paths



Color one star after each practice page.



1



2



3



4



5



6



7



8



9



10

Pre-K English

Week 3 - Day 4

Pencil Paths

Build control with straight, curved, and zigzag paths.

Great work today!

Keep going one small step at a time.

This book belongs to:

One day - 10 short practice pages



FreeTutorWorkbooks.com

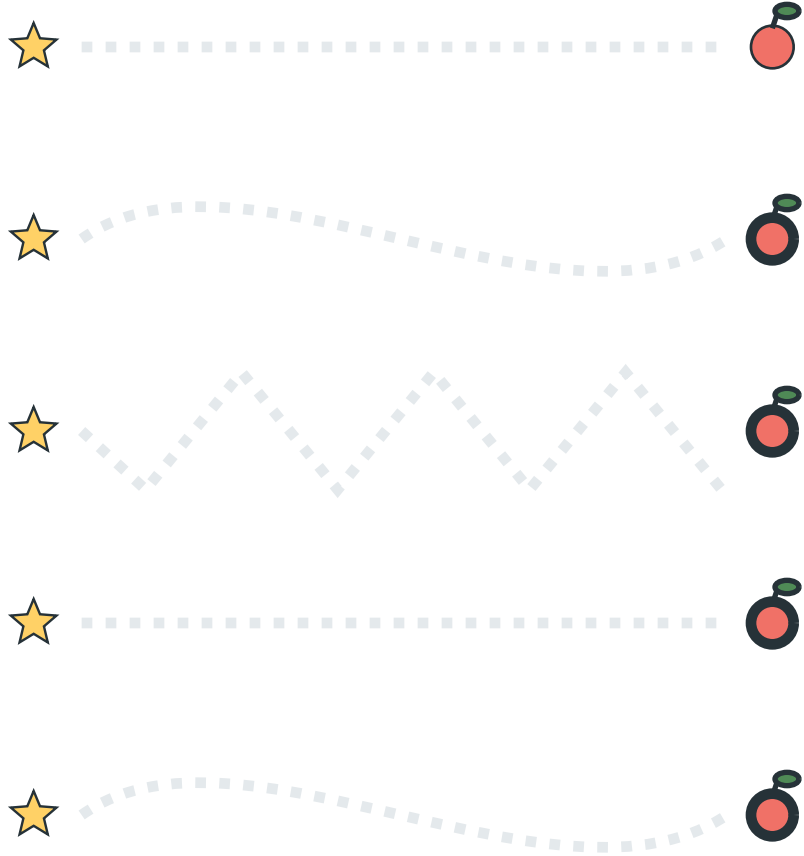
1 Trace each path from the star to the apple.



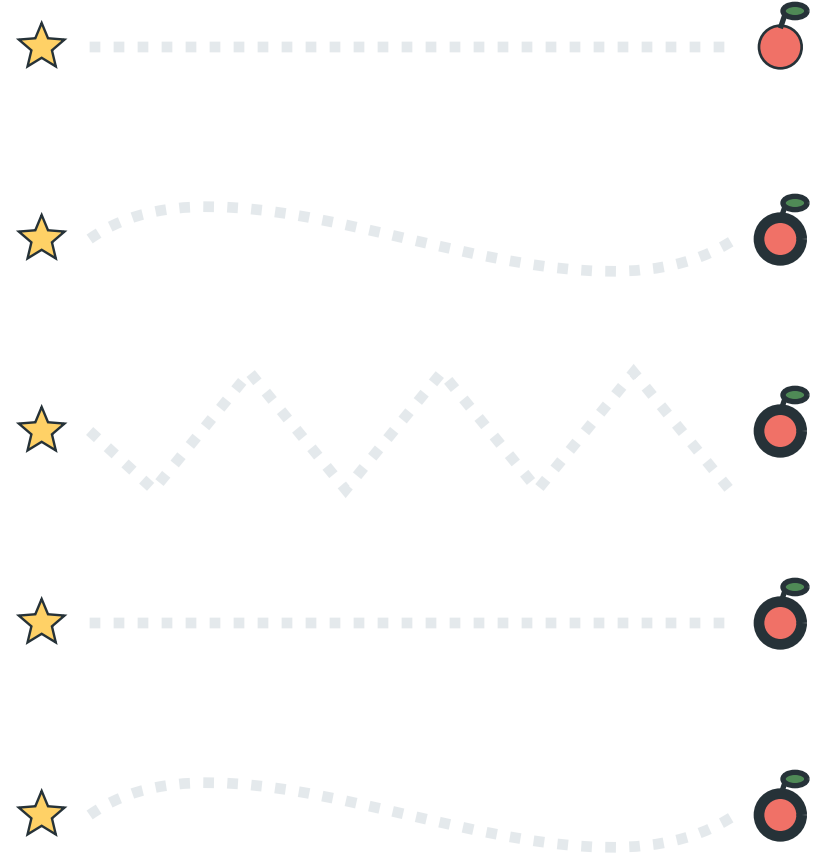
1 Trace each path from the star to the apple.



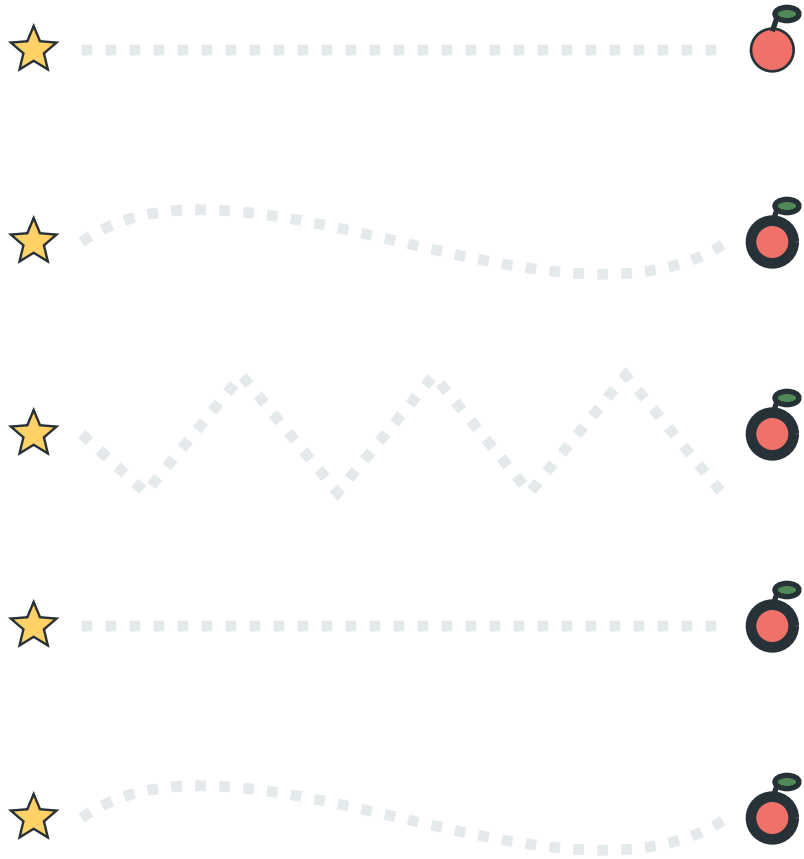
1 Trace each path from the star to the apple.



1 Trace each path from the star to the apple.

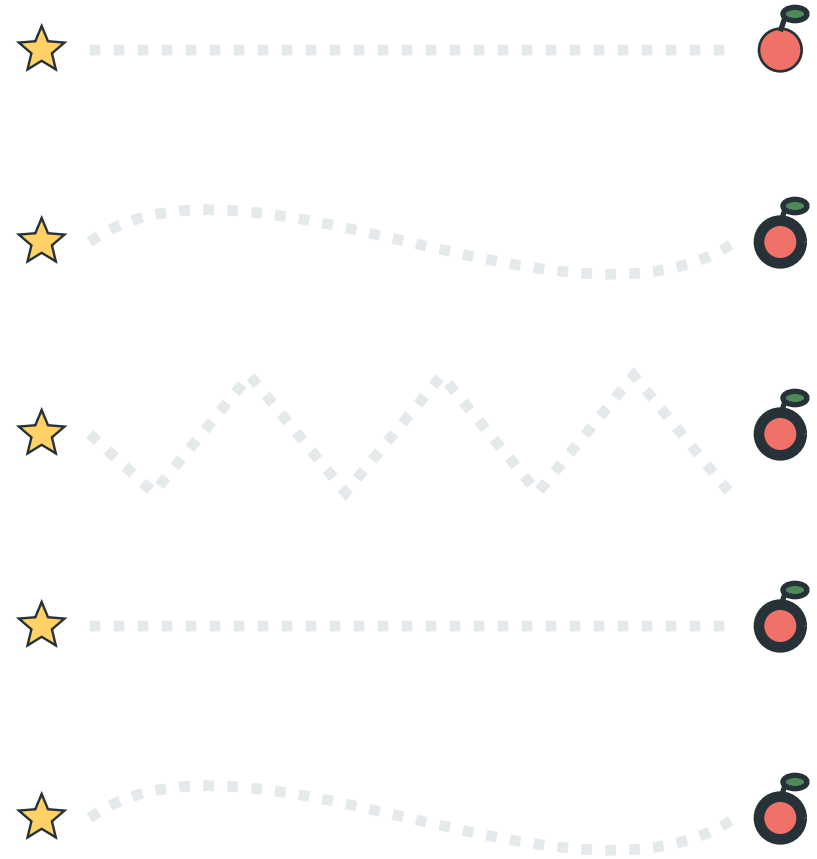


1 Trace each path from the star to the apple.



Tracing practice for page 4. It contains five rows of tracing paths. Each row starts with a yellow star on the left and ends with a red apple on the right. The paths are: 1) a straight horizontal dashed line; 2) a dashed line that curves upwards in the middle; 3) a dashed zigzag line; 4) a straight horizontal dashed line; 5) a dashed line that curves downwards in the middle.

1 Trace each path from the star to the apple.



Tracing practice for page 9. It contains five rows of tracing paths. Each row starts with a yellow star on the left and ends with a red apple on the right. The paths are: 1) a straight horizontal dashed line; 2) a dashed line that curves upwards in the middle; 3) a dashed zigzag line; 4) a straight horizontal dashed line; 5) a dashed line that curves downwards in the middle.

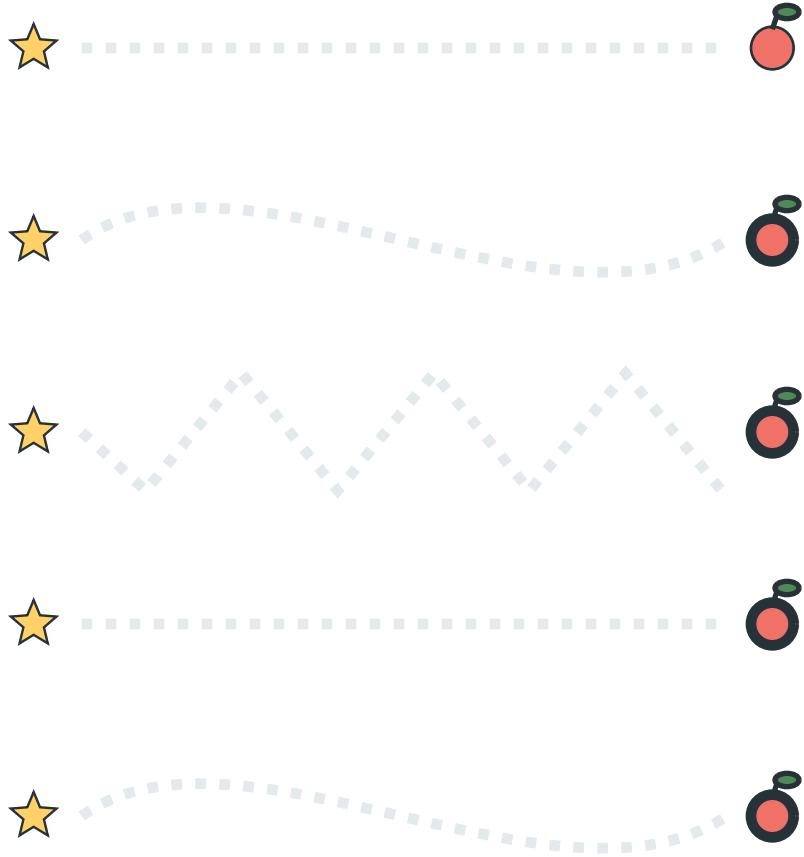
1 Trace each path from the star to the apple.



1 Trace each path from the star to the apple.



1 Trace each path from the star to the apple.



1 Trace each path from the star to the apple.

