

My Day 3 progress

Kindergarten Math - Week 38: Two- and Three-Dimensional Shapes

Color one star after each practice page.



1



2



3



4



5



6



7



8



9



10

Great work today!

Keep going one small step at a time.



Kindergarten

Math

Week 38 - Day 3

Two- and Three-Dimensional Shapes

Name, describe, compare, and compose shapes.

This book belongs to:

One day - 10 short practice pages



FreeTutorWorkbooks.com

1 Name each shape.



shape name:



shape name:



shape name:



shape name:



shape name:



shape name:

1 Name each shape.



shape name:



shape name:



shape name:



shape name:



shape name:




shape name:

2 Draw two shapes that can be joined.

2 Draw two shapes that can be joined.

1 Name each shape.



shape name:



shape name:



shape name:



shape name:



shape name:



shape name:

1 Name each shape.



shape name:




shape name:



shape name:



shape name:



shape name:



shape name:

2 Draw two shapes that can be joined.

2 Draw two shapes that can be joined.

1 Name each shape.



shape name:



shape name:



shape name:



shape name:



shape name:



shape name:

1 Name each shape.



shape name:



shape name:



shape name:



shape name:



shape name:




shape name:

2 Draw two shapes that can be joined.

2 Draw two shapes that can be joined.

1 Name each shape.



shape name:



shape name:



shape name:



shape name:



shape name:



shape name:

1 Name each shape.



shape name:



shape name:



shape name:



shape name:



shape name:



shape name:

2 Draw two shapes that can be joined.

2 Draw two shapes that can be joined.

1 Name each shape.



shape name:



shape name:



shape name:



shape name:



shape name:



shape name:

2 Draw two shapes that can be joined.

1 Name each shape.



shape name:



shape name:



shape name:



shape name:



shape name:



shape name:

2 Draw two shapes that can be joined.